



Inspiration Meets Visualization. Meet Astah.

astah^{professional}
Best for team use

astah^{UML}
Best for personal use

astah^{community}
Best for educational use

astah^{UMLpad}
Astah on the iPad

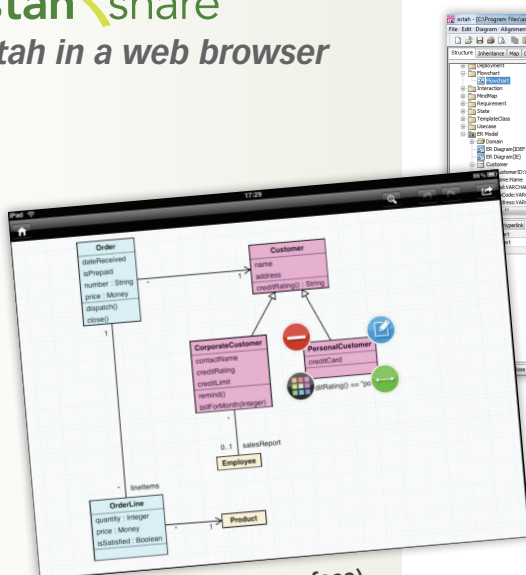
astah^{share}
Astah in a web browser

Striving to find the right words to define, motivate, and educate your professional team is a daunting challenge. Any normal workday is full of miscommunication, misunderstanding, and all around missing the mark. But, what if you didn't have to find the right words?

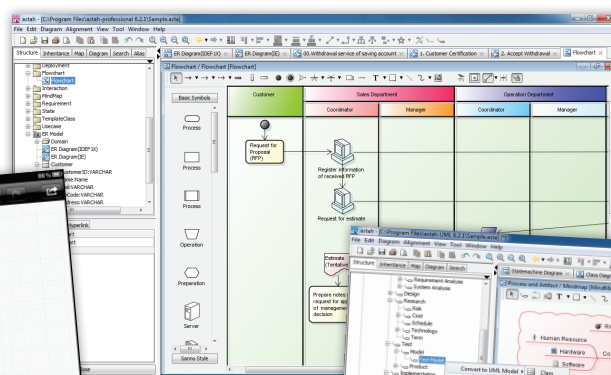
Introducing Astah, an innovative and illustrative tool, perfect for any size team. Combining power and usability, Astah is intuitive software that empowers you to create, transform and transpose crisp and clear diagrams like UML 2.x, Mind Maps, Flowcharts, ER Diagrams, CRUD, Requirement Diagrams and more. Incorporating functions like freehand drawing, importing tools that automatically generate diagrams from existing data, and the ability to easily view the same data from a myriad of perspectives, Astah embodies a unique approach to modeling which both automates and humanizes the process for starkly effective results and promotes a new level of understanding.

Compatible with Windows, Linux and Mac, Astah provides easily accessible tools for creating, editing and viewing diagrams. Publish diagrams directly to websites and share them with others for collaboration. Astah even allows you import models from mobile devices like the iPad. Astah increases your team's communication smoothly and swiftly with visualization of designs and providing effective ways to share them on the web to promote communication within your team.

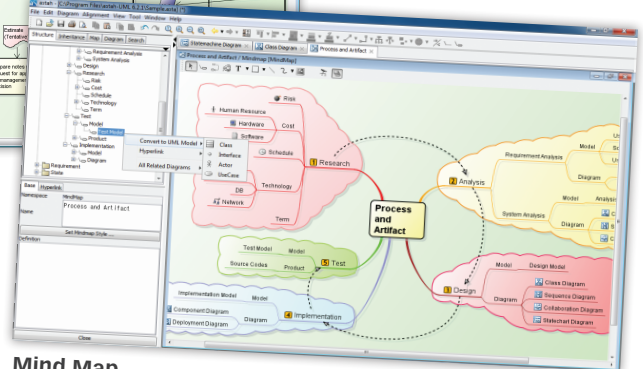
Visit us online to download your free trial today: www.astah.net



Class Diagram (iPad interface)



Flowchart



Mind Map

astah Features Overview

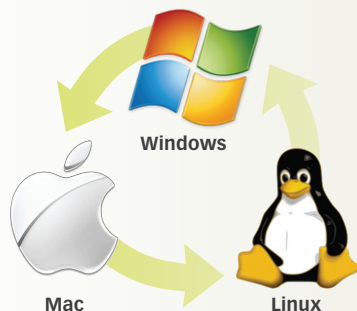
UML 2.x Diagrams

- Class
- UseCase
- Sequence
- Activity
- Communication
- Statemachine
- Component
- Deployment
- Composite Structure
- Object and Package Diagrams

Enhanced Diagrams

- Mind Map
- ER Diagram
- Flowchart
- CRUD
- Data Flow Diagram (DFD)
- Requirement Table
- Requirement Diagram

Supported Platforms



Languages, API, Plug-ins

- Java Modeling, Export / Java Reverse
- C# Modeling, Export / C# Reverse
- C++ Modeling, Export / C++ Reverse
- Getting/Editing models by using API
- Plug-ins

Team Development

- File locking (mutual exclusion)
- Merge multipliable diagrams
- Compare projects of diagrams/models
- Reference Model Management
- Windows, Mac and Linux Compatible

Input-Output

- Printing, Print options, Print Preview
- Exporting to JPEG, PNG, EMF, SVG files
- Exporting to RTF Documents
- Exporting HTML
- Exporting CSV
- Database Reverse Engineering
- Exporting Entity Definition Report
- SQL Export
- XMI Input/Output
- Tagged Value
- Easy Web Publishing

Model Conversion Between Diagrams

- Convert UML models to Mind Map Topics, ER, DFD models and vice versa
- Convert ER models and DFD models and vice versa
- Convert Flowchart models to UML models

Expression

- Business Actor, Business UseCase, etc.
- UseCase Description
- Multilingual Display (Alias)
- Mark up options
 - Highlighter
 - FreeHand
- Oval, TextBox, Filled Rectangle, Corner-rounded Rectangle and Texts
- Mini Icon

Assist Functions

- Alignment Guide
- Search in Diagram
- Customizing Keybinds
- Auto-layout, Alignment, Size adjustment
- Jump to diagram from Structure Tree
- Copy and Paste to Microsoft office documents
- Customize Stereotype Icons
- Traceability Map
- ... and more

